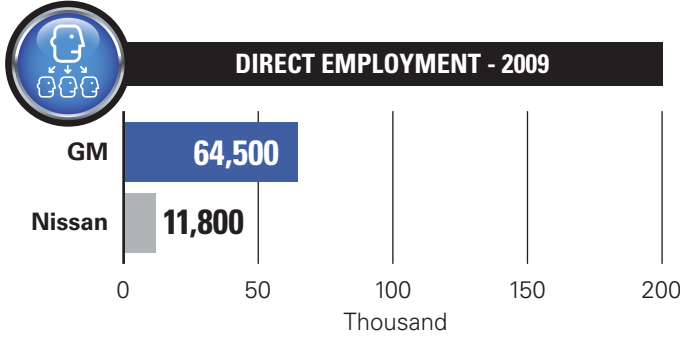
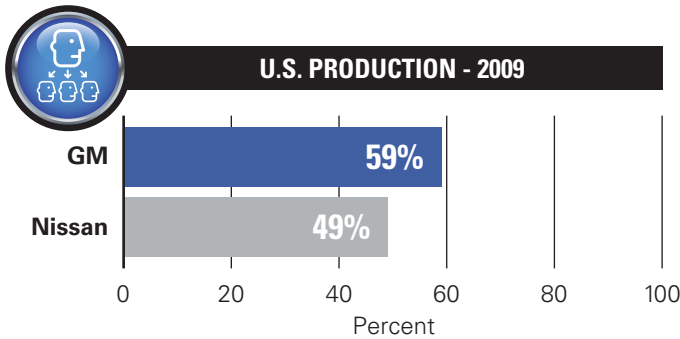




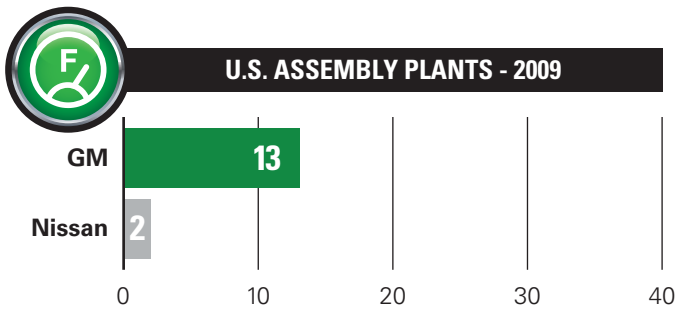
GM vs. Nissan



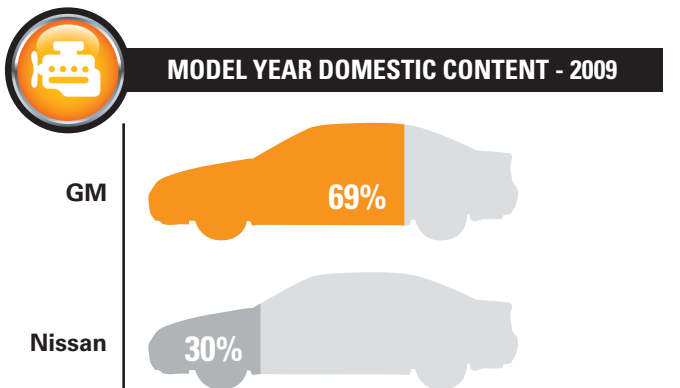
Each one of these jobs at auto plants, labs and offices supports more than 9 other jobs in the surrounding community.



A good way to judge a company's commitment to U.S. investment is to measure how many of the cars that it sells here are also assembled here.



A typical plant employs about 2,000 workers, requires \$1 billion or more in capital investment, and encourages suppliers to build their factories nearby.



Auto parts suppliers are the largest industry employer in 8 States and a top employer in 11 others.



GM



Nissan

The JPC (Jobs Per Car) score is based on how many U.S. workers each company employs for every 2,500 cars it sells here.

Level Field was founded by retirees of Ford, GM, Chrysler, and the companies that supply them. We encourage all foreign-owned automakers to invest more in America—home to some of the best workers in the world. But if you are considering a company's contribution to our economy when you buy a car, you should have all the facts. To learn more, please visit our website at:

www.levelfieldinstitute.org



What you drive, drives America.